

Nucleic Acid Electrophoresis

The Standard in Quality, Precision and Performance



Content

Introduction	3
FlashGel™ System	4–6
Reliant™ Minigels	7–8
Latitude™ HT Gels and Midigels	9–10
Agarose	11–13
Ladders and Markers for DNA and RNA	14–15
Stains	16
AccuGENE™ Buffers	17
GelBond® Film	19

Lonza is a leading manufacturer and trusted supplier of agarose. With over 50 years of experience in nucleic acid electrophoresis, we bring a strong history of innovation and reliability to your most important research. Our well known product brands set the standard in quality, purity and performance for electrophoresis.

- FlashGel™ System
- Reliant™ and Latitude™ Precast Gels
- SeaKem®, NuSieve™ and MetaPhor™ Agarose
- SimplyLoad™ DNA Ladders
- GelStar™ and SYBR® Stains
- AccuGENE™ Buffers
- GelBond® Gel Support Film

FlashGel™ System

Rapid DNA/RNA Electrophoresis with Real Time Results in Minutes

The FlashGel™ System provides an ultra-fast, hands free DNA/RNA separations and DNA recovery device with supporting reagents, portable for any bench top and easy to use with no gel preps. This includes all-in-one separations, recovery of DNA, real time visualization, capturing images without UV light, and software to download images onto your laptop/cell phone.

What the FlashGel™ System can do for you:

- DNA separation in 5 minutes
- Recover DNA samples directly from the cassette, without band excision or purification in 10 minutes
- Separate RNA in 30 minutes, with no hazardous reagents or contaminating RNases



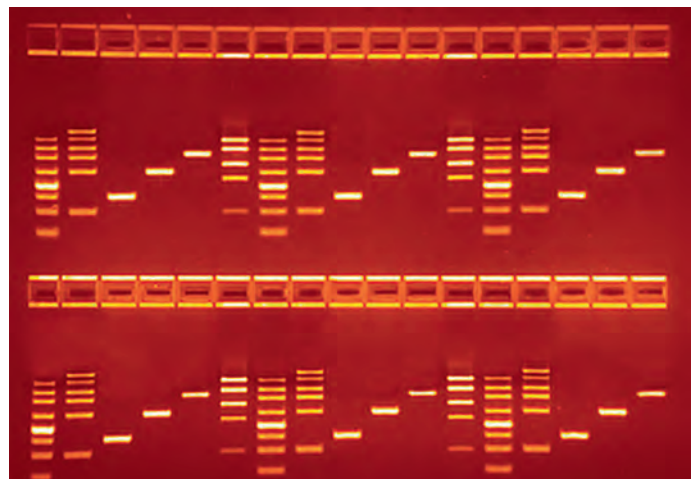
System Devices (FlashGel™ Dock, Camera, Power Supply, Precast Cassettes, Loading Dye and Markers)

FlashGel™ for DNA Separation

Powerful and compact device with precast gel cassettes for separating nucleic acids ranging from 50 bp to 4 kb.

Benefits include:

- DNA separation in 5 minutes, see bands migrate instantly
- Photograph gels at the bench, without DNA damaging UV light, and document
- Detect <0.1 ng DNA with outstanding sensitivity and resolution, up to 20 times more sensitive than ethidium bromide



DNA bands as viewed during a run on the FlashGel™ Dock.

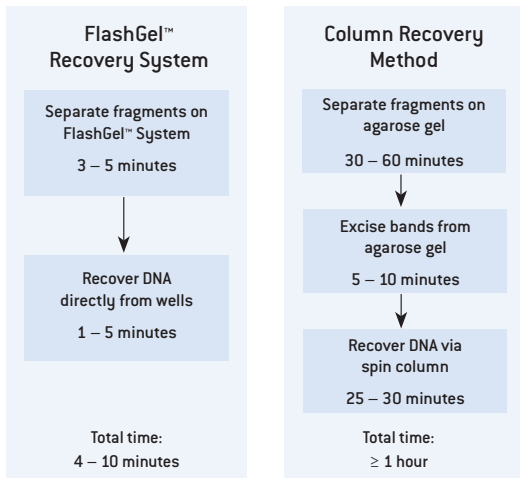
FlashGel™ for DNA Recovery

Easy DNA recovery with no band excision required.

Benefits include:

- Separate and recover DNA in 10 minutes
- Recover DNA samples directly from the cassette, without band excision or purification
- Visualize DNA recovery without UV light, and obtain efficiency of 80% – 100%

Work Flow Conversion, Time and Method Savings

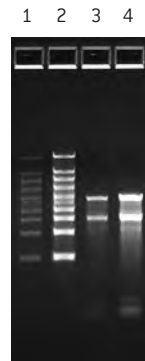


FlashGel™ for RNA Separation

Fast and easy qualitative check for RNA separation.

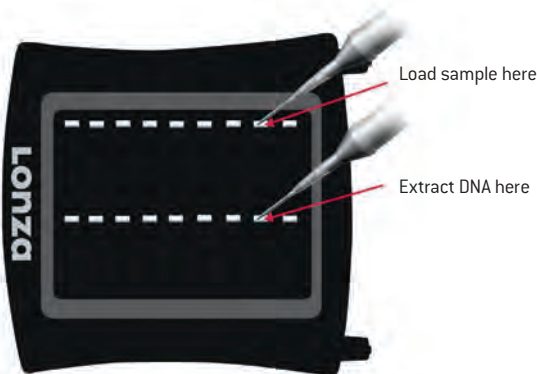
Benefits include:

- Separate RNA in less than 30 minutes at the bench
- Detect <10 ng RNA per band with outstanding sensitivity and resolution
- No hazardous reagents or contaminating RNases



Samples of RNA Marker (Lonza) (lanes 1 and 2) and *E. coli* total RNA (lanes 3 and 4) contain 50 ng (lanes 1 and 3) or 250 ng (lanes 2 and 4) of RNA per 5 µl load. Samples prepared with Formaldehyde Sample Buffer (Lonza) and denatured 5 minutes at 65°C. FlashGel™ RNA Cassette run for 8 minutes, followed by a 20 minute hold prior to imaging.

FlashGel™ Recovery Cassette, Easy for Recovery



Ordering Information – FlashGel™ System

Cat. No.	Description	Size
FlashGel™ System		
57025	FlashGel™ Dock	Dock only
57040	FlashGel™ Camera	Camera only
57068	FlashGel™ Power Supply	Power supply only
57067	FlashGel™ System	Dock, Camera and DNA starter kit
57062	FlashGel™ Device Pack	Includes FlashGel™ Dock, FlashGel™ Power Supply and FlashGel™ Camera
57065	FlashGel™ Camera Pack	Includes FlashGel™ Dock and FlashGel™ Camera
57069	FlashGel™ Power Supply Pack	Includes FlashGel™ Dock and FlashGel™ Power Supply

FlashGel™ System for DNA Separation and Recovery

57023	FlashGel™ DNA Cassettes – 9/pk	1.2%, 12+1 single tier
57029	FlashGel™ DNA Cassettes – 9/pk	1.2%, 16+1 double tier (34-well)
57031	FlashGel™ DNA Cassettes – 9/pk	2.2%, 12+1 single tier
57032	FlashGel™ DNA Cassettes – 9/pk	2.2%, 16+1 double tier (34-well)
57051	FlashGel™ Recovery Cassettes – 9/pk	1.2% agarose, 8+1 double tier (18-well)
57022	FlashGel™ Recovery Cassettes – 9/pk	2.2% agarose, 8+1 double tier (18-well)
57060	FlashGel™ Recovery Buffer	2 × 500 µl
50462	FlashGel™ Loading Dye (5X)	5 × 1 ml vials 5X concentration
50475	FlashGel™ QuantLadder, 100 bp – 1.5 kb	Multi-marker
57033	FlashGel™ DNA Marker, 50 bp – 1.5 kb	Band Sizes: 50/100/150/200/300/500/800/1500 bp
57034	FlashGel™ DNA Marker, 100 bp – 3 kb	Band Sizes: 100/300/500/800/1500/3000 bp
50473	FlashGel™ DNA Marker, 100 bp – 4 kb	Band Sizes: 100/200/300/500/800/1250/2000/4000 bp
57063	FlashGel™ DNA Kit, includes FlashGel™ DNA Cassettes, FlashGel™ Loading Dye, and FlashGel™ Marker 100 bp – 4 kb	1.2%, 12+1-well single tier – 9/pk
57064	FlashGel™ Recovery Kit, includes FlashGel™ Recovery Cassettes, FlashGel™ Recovery Buffer, FlashGel™ Loading Dye, FlashGel™ QuantLadder and Glasses	1.2%, 8+1-well double tier – 9/pk

FlashGel™ System for RNA Separation and Recovery

57027	FlashGel™ RNA Cassettes–9/pk	1.2% agarose, 12+1 single-tier
57028	FlashGel™ RNA Cassettes–9/pk	1.2% agarose, 16+1 double-tier (34-well)
50577	FlashGel™ RNA Marker, 0.5 kb – 9 kb	0.5 bp – 9 kb 50 µg (1 µg/ml)
50462	FlashGel™ Loading Dye (5X)	5 × 1 ml vials 5X concentration
57024	FlashGel™ RNA Kit, includes FlashGel™ RNA Cassettes, RNA Marker, Sample Buffer and Molecular Biology Water	1.2%, 12+1-well single tier – 9/pk

Reliant™ Minigels

Convenient Precast Gels for DNA/RNA Separation and Recovery

Reliant™ Gels are precision manufactured for reproducible resolution of DNA sizes from 8 bp to 10 kb and designed for verification of RNA integrity and are guaranteed RNase-free.

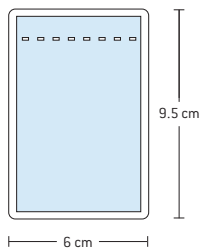
Benefits include:

- Made with high quality SeaKem® and NuSieve™ Agarose
- Compatible with most minigel chambers
- Versatile format options

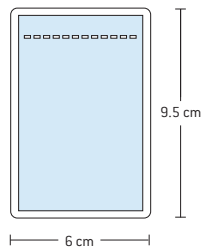


DNA Gel Formats

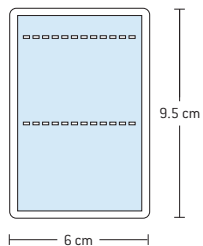
8-well



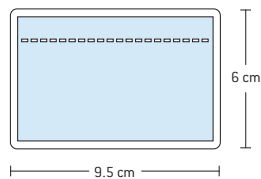
12-well



24-well

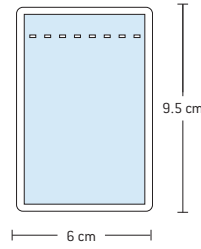


20-well

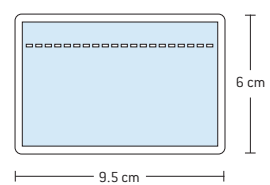


RNA Gels Formats

8-well



20-well



Ordering Information – Reliant™ Minigels for DNA (20 gels/box)

Cat. No.	Description	Buffer	Separation Range [bp]	Agarose
8-well				
54801	Reliant™ Gel no stain with ethidium bromide (0.5 µg/ml)	TAE	400 ≥ 10,000	1% SeaKem® Gold Agarose
54803	with ethidium bromide (0.5 µg/ml)	TAE	400 ≥ 10,000	1% SeaKem® Gold Agarose
54925		TAE	20 ≥ 1,000	4% NuSieve™ 3:1 Plus Agarose
54903		TBE	300 ≥ 8,000	1% SeaKem® Gold Agarose
54927		TBE	8 ≥ 1,000	4% NuSieve™ 3:1 Plus Agarose
12-well				
54821	Reliant™ Gel with ethidium bromide (0.5 µg/ml)	TAE	400 ≥ 10,000	1% SeaKem® Gold Agarose
54820		TBE	300 ≥ 8,000	1% SeaKem® Gold Agarose
54825		TBE	100 ≥ 3,000	2% SeaKem® Gold Agarose
54823		TBE	8 ≥ 1,000	4% NuSieve™ 3:1 Plus Agarose
24-well				
54905	Reliant™ Gel with ethidium bromide (0.5 µg/ml)	TBE	300 ≥ 8,000	1% SeaKem® Gold Agarose
54813		TBE	100 ≥ 3,000	2% SeaKem® Gold Agarose
54929		TBE	8 ≥ 1,000	4% NuSieve™ 3:1 Plus Agarose
20-well				
54938	Reliant™ Gel no stain	TBE	100 ≥ 3,000	2% SeaKem® Gold Agarose
54944		TBE	8 ≥ 1,000	4% NuSieve™ 3:1 Plus Agarose
54907	with ethidium bromide (0.5 µg/ml)	TBE	300 ≥ 8,000	1% SeaKem® Gold Agarose
54939		TBE	100 ≥ 3,000	2% SeaKem® Gold Agarose
54928		TBE	8 ≥ 1,000	4% NuSieve™ 3:1 Plus Agarose

Ordering Information – Reliant™ Minigels for RNA

Cat. No.	Description	Size	Buffer	Agarose
54922	Reliant™ RNA Gel 20 minigels/box	8-well	MOPS	1.25% SeaKem® Gold
54948		20-well landscape	MOPS	1.25% SeaKem® Gold

Latitude™ HT Gels and Midigels

Precision Precast Gels for DNA/RNA Separations in High-throughput Format

Latitude™ DNA Gels are specifically designed for high sample throughput for DNA ranging 8 bp to 10 kb, and Latitude™ RNA Gels are RNase-free and optimal for verification of RNA integrity.

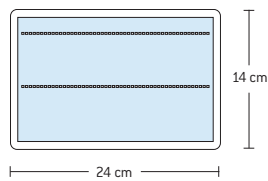
Benefits include:

- Made with high quality SeaKem® and NuSieve™ Agarose
- Fits in most large submerged electrophoresis systems and is compatible with multichannel pipetters
- Supports DNA well formats from 20 – 200 wells and RNA from 20 – 40 wells

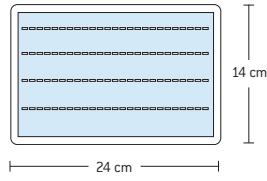


DNA HT Gel formats

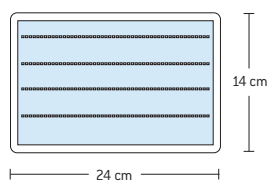
2 x 50 – 100-well



4 x 25 – 100-well

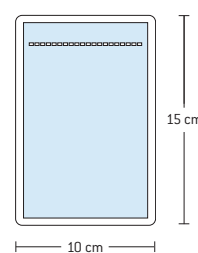


4 x 50 – 200-well

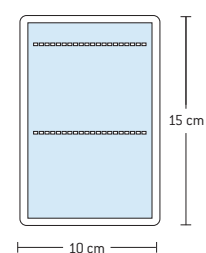


DNA/RNA Midigel formats

20-well



40-well



Ordering Information – Latitude™ HT Gels (5 gels/box)

Cat. No.	Description	Buffer	Separation Range (bp)	Agarose
2 × 50-wells, 100-well				
57206	Latitude™ HT Precast Gel multichannel pipette compatible (alternate well) contains ethidium bromide (0.5 µg/ml)	TAE	100 ≥ 3,000	2% SeaKem® LE Plus Agarose
57225		TBE	8 ≥ 1,000	4% NuSieve™ 3:1 Plus Agarose
57226		TBE	100 ≥ 2,000	2% SeaKem® LE Plus Agarose
4 × 25-wells, 100-well				
57246	Latitude™ HT Precast Gel multichannel pipette compatible (consecutive well) contains ethidium bromide (0.5 µg/ml)	TBE	100 ≥ 2,000	2% SeaKem® LE Plus Agarose
57255		TBE	8 ≥ 1,000	4% NuSieve™ 3:1 Plus Agarose
4 × 50-wells, 200-well				
57214	Latitude™ HT Precast Gel multichannel pipette compatible (alternate well) contains ethidium bromide (0.5 µg/ml)	TAE	400 ≥ 10,000	1% SeaKem® LE Plus Agarose
57234		TBE	300 ≥ 8,000	1% SeaKem® LE Plus Agarose
57235		TBE	8 ≥ 1,000	4% NuSieve™ 3:1 Plus Agarose
57236		TBE	100 ≥ 2,000	2% SeaKem® LE Plus Agarose

Ordering Information – Latitude™ Midigels (8 gels/box)

Cat. No.	Description	Buffer	Separation Range (bp)	Agarose
20-well				
57200	Latitude™ Midigel contains ethidium bromide (0.5 µg/ml)	TAE	400 ≥ 10,000	1% SeaKem® LE Plus Agarose
57220		TBE	300 ≥ 8,000	1% SeaKem® LE Plus Agarose
40-well				
57210	Latitude™ Midigel contains ethidium bromide (0.5 µg/ml)	TAE	400 ≥ 10,000	1% SeaKem® LE Plus Agarose
57230		TBE	300 ≥ 8,000	1% SeaKem® LE Plus Agarose
57231		TBE	100 ≥ 2,000	2% SeaKem® LE Plus Agarose
57232		TBE	8 ≥ 1,000	4% NuSieve™ 3:1 Plus Agarose
57211		TAE	100 ≥ 3,000	2% SeaKem® LE Plus Agarose

Ordering Information – Supporting Products

Cat. No.	Description	Size
50560	Glyoxal Sample Buffer ideal for Northern blotting	1.7 ml
50571	Formaldehyde Sample Buffer ideal for visualization/analysis contains bromophenol blue and xylene cyanol	5 × 1 ml
56990	Latitude™ Midigel Chamber casting accessories not available gel chamber	Gel chamber
56988	TruBand™ Gel Anchor free with your first order of Latitude™ Gels	Latitude™ Chamber
56989	TruBand™ Gel Anchor free with your first order of Latitude™ Gels	Standard chambers

Agarose

Consistency and Reliability to Deliver the Results You Need

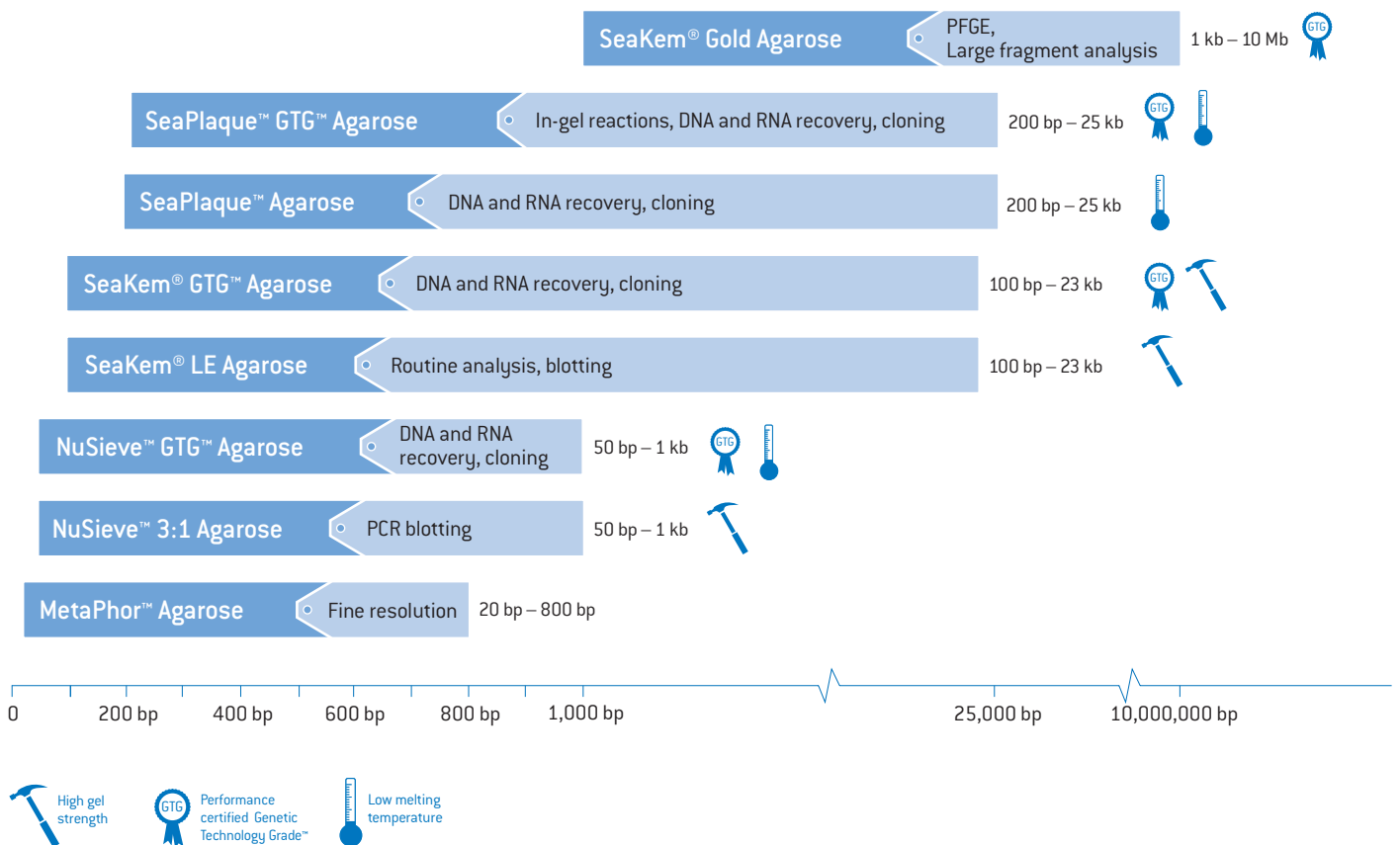
Lonza's agarose is designed for optimal resolution, blotting and recovery. Selecting the right agarose for your application will minimize errors, optimize results and even reduce costs. With a full range of agarose types designed by fragment size, sample type and application, we can help with any electrophoresis method.

Benefits include:

- Higher performance in resolution and band sharpness
- Consistent and accurate results with high quality
- Greater gel strength for easy handling

Choose the Right Agarose for Your Needs

Agarose and Applications



SeaKem® Agarose

The gold standard for routine DNA/RNA analysis.

Benefits include:

- Routine separation and blotting of large fragments
- Wide resolution range and easy to dissolve

SeaKem® LE Agarose – supports broad band separation of 100 bp – 23 kb fragments, and optimized for PCR fragments with <1 kb

SeaKem® GTG™ Agarose – SeaKem® LE formulation with Genetic Technology Grade™ (GTG™) Performance certification

SeaKem® Gold Agarose – supports separation of DNA 50 kb – 10 Mb by pulsed field methods, and rapid separation of DNA 30 – 50 kb by horizontal methods and is GTG™ Performance certified.

SeaPlaque™ Agarose

The original low-melting temperature agarose.

Benefits include:

- Optimized for recovery and cloning for 200 bp – 25 kb
- Ideal for cloning tissue culture cells and viral plaque assays

SeaPlaque™ Agarose – Low melting temperature agarose designed for recovery and in-gel reactions for large fragments

SeaPlaque™ GTG™ Agarose – GTG™ Performance certified for large fragment recovery and in-gel reactions

NuSieve™ Agarose

Reliable choice for PCR and RT-PCR analysis.

Benefits include:

- Exceptional resolution for small fragments between for 50 bp – 1 kb
- High gel strength for blotting

NuSieve™ 3:1 Agarose – Finely resolves DNA fragments < 1,000 bp

NuSieve™ GTG™ Agarose – NuSieve™ 3:1 formulation with GTG™ Grade performance certification



MetaPhor™ Agarose

The highest resolution agarose available.

Benefits include:

- Ultra-fine resolution, detects 2% size difference from 20 bp – 800 bp
- Ideal for small PCR, RT-PCR and STR analysis

Specialty Agarose

Lonza also offers a range of agaroses for special applications including:

SeaPrep™ Agarose

Ultra-soft agarose ideal for high efficiency hybridoma cloning and expansion of cDNA libraries

I.D.^{NA}™ Agarose

DNA identity testing for VNTRs, HVRs, RFLPs, and DNA sizing standards

InCert™ Agarose

Low-gelling temperature GTG™ Certified agarose, certified for use in the preparation and digestion of chromosomal DNA prior to the pulsed field gel electrophoresis (PFGE)

β-Agarase

An enzyme that will digest the polysaccharide backbone of molten agarose into alcohol soluble oligosaccharides

Ordering Information – Agarose

Cat. No.	Description	Size
SeaKem® LE Agarose		
50001	SeaKem® LE Agarose	25 g
50002	SeaKem® LE Agarose	100 g
50000	SeaKem® LE Agarose	125 g
50004	SeaKem® LE Agarose	500 g
50005	SeaKem® LE Agarose	1 kg
SeaKem® GTG™ Agarose		
50071	SeaKem® GTG™ Agarose	25 g
50070	SeaKem® GTG™ Agarose	125 g
50074	SeaKem® GTG™ Agarose	500 g
SeaKem® Gold Agarose		
50152	SeaKem® Gold Agarose	25 g
50150	SeaKem® Gold Agarose	125 g
SeaPlaque™ Agarose		
50101	SeaPlaque™ Agarose	25 g
50100	SeaPlaque™ Agarose	125 g
SeaPlaque™ GTG™ Agarose		
50111	SeaPlaque™ GTG™ Agarose	25 g
50110	SeaPlaque™ GTG™ Agarose	125 g
MetaPhor™ Agarose		
50181	MetaPhor™ Agarose	25 g
50180	MetaPhor™ Agarose	125 g
50184	MetaPhor™ Agarose	250 g
NuSieve™ Agarose		
50091	NuSieve™ Agarose	25 g
50090	NuSieve™ Agarose	125 g
50094	NuSieve™ Agarose	500 g
NuSieve™ GTG™ Agarose		
50081	NuSieve™ GTG™ Agarose	25 g
50080	NuSieve™ GTG™ Agarose	125 g
50084	NuSieve™ GTG™ Agarose	500 g
SeaPrep™ Agarose		
50302	SeaPrep™ Agarose	25 g
I.D._{NA}™ Agarose		
50170	I.D. _{NA} ™ Agarose	25 g
InCert™ Agarose and Megabase Standards		
50121	InCert™ Agarose	1 g
50123	InCert™ Agarose	5 g
50401	Lambda DNA ladder 50 kb to 873 kb	5 plugs (10 ± 2 µg DNA/plug)
50411	<i>Saccharomyces cerevisiae</i> DNA Standard 220 kb to approximately 1 Mb chromosomal DNA	5 plugs (10 ± 2 µg DNA/plug)
β-Agarase		
58001	β-Agarase	100 units
58005	β-Agarase	500 units

Larger package sizes are available upon request. Please inquire for pricing and availability.


Ladders and Markers for DNA and RNA

Optimal Performance Offers Assurance in Your Results

Good performance starts with high quality agarose and precast gels, followed by the same high standards for markers, ladders and stains. Lonza offers a wide range to help assure your results.

Benefits include:

- Clear sharp band patterns on each gel using quality markers and ladders
- Visualization of bands with quality stains



Cat. No.	Standard DNA Ladders	50330	50320	50461	50631	50321	50322
	SimplyLoad™ DNA Ladders	50331	50326	n/a	n/a	50327	50328

Fragment sizing made easy:

- Standard Ladders, size range 20 bp – 8,000 bp
- Standard Quantitation Ladders, size range 100 bp – 1,000 bp
- Standard DNA Ladders, size range 50 bp – 10 kb
- SimplyLoad™ DNA Ladders, no need for mixing, heating or diluting prior to loading
- RNA Maker, size range 0.5 kb – 9 kb

Ordering Information – Standard Ladders and Markers

Cat. No.	Description	Size	Range	Applications
Standard Ladders				
50330	20 bp DNA Ladder	150 µl	20 bp – 500 bp	100
50320	20 bp Extended Range DNA Ladder	150 µl	20 bp – 1,000 bp	100
50321	100 bp DNA Ladder Concentration: 100 ng/µl	160 µl	100 bp – 1,000 bp	100
50322	100 bp Extended Range DNA Ladder	150 µl	100 bp – 3,000 bp	100
50323	500 bp DNA Ladder	300 µl	500 bp – 8,000 bp	200
Standard Quantitation Ladders				
50334	DNA QuantLadder	125 µl	100 bp – 1,000 bp	50
50335	DNA Reverse QuantLadder	125 µl	100 bp – 1,000 bp	50
Standard DNA Ladders				
50461	DNA Marker 50 – 1,000 bp	250 µl	50 bp – 1,000 bp	50
50471	DNA Marker 1 – 10 kb	2 × 250 µl	1 kb – 10 kb	100
50631	DNA Marker 50 – 2,500 bp	250 µl	50 bp – 2,500 bp	50

Ordering Information – SimplyLoad™ Ladders

Cat. No.	Description	Size	Range	Applications
SimplyLoad™ DNA Ladders				
50331	SimplyLoad™ 20 bp DNA Ladder	500 µl	20 bp – 500 bp	100
50326	SimplyLoad™ 20 bp Extended Range DNA Ladder	500 µl	20 bp – 1,000 bp	100
50327	SimplyLoad™ 100 bp DNA Ladder	500 µl	100 bp – 1,000 bp	100
50328	SimplyLoad™ 100 bp Extended Range DNA Ladder	500 µl	100 bp – 3,000 bp	100
50329	SimplyLoad™ 500 bp DNA Ladder	500 µl	500 bp – 8,000 bp	100
50333	SimplyLoad™ Tandem DNA Ladder	500 µl	100 bp – 12,000 bp	100
SimplyLoad™ Quantitation Ladders				
50336	SimplyLoad™ DNA QuantLadder	250 µl	100 bp – 1,000 bp	100
50337	SimplyLoad™ Reverse DNA QuantLadder	250 µl	100 bp – 1,000 bp	100

Ordering Information – RNA Markers

Cat. No.	Description	Size
50575	FlashGel™ RNA Marker 0.5 – 9 kb	50 µg (1 µg/µl)

Stains

Exquisitely Sensitive In-gel and Fluorescent Stains for DNA and RNA

Benefits include:

- Maximum sensitivity compared to silver staining methods
- Complete staining solution for all types of nucleic acids

GelStar™ Nucleic Acid Gel Stain – detects 20 pg of dsDNA or 3 ng of RNA with a simple stain added prior to gel casting, or post stain, no de-staining required

SYBR® Green I Nucleic Acid Gel Stain – detects 60 pg dsDNA and 1 ng oligonucleotide, best for PCR

SYBR® Green II Nucleic Acid Gel Stain – detects 100 pg of ssDNA and 2 ng RNA, best for RNA

SYBR® Green Gel Stain Photographic Filter – required for optimal sensitivity with black and white film

Stain and Method	ssDNA	dsDNA
GelStar™ Stain – in gel	25 pg	20 pg
Ethidium bromide, no destain	1.25 ng	350 pg
Ethidium bromide, no destain	350 pg	100 pg
SYBR® Green I or II Stain	60 pg	20 – 30 pg

Ordering Information – Nucleic Acid Gel Stains

Cat. No.	Description	Size
GelStar™ Nucleic Acid Gel Stain		
50535	GelStar™ Nucleic Acid Gel Stain	2 × 250 µl
50536	GelStar™ Gel Stain Photographic Filter (Wratten® #9)	3 inch square
SYBR® Green Nucleic Acid Gel Stain		
50513	SYBR® Green I Nucleic Acid Gel Stain supplied as a 10,000X concentrated solution in DMSO.	10 × 50 µl
50512	SYBR® Green I Nucleic Acid Gel Stain supplied as a 10,000X concentrated solution in DMSO.	2 × 500 µl
50523	SYBR® Green II Nucleic Acid Gel Stain supplied as a 10,000X concentrated solution in DMSO.	10 × 50 µl
50522	SYBR® Green II Nucleic Acid Gel Stain supplied as a 10,000X concentrated solution in DMSO.	2 × 500 µl
50530	SYBR® Green Gel Stain Photographic Filter (Wratten® #15)	3 inch square

AccuGENE™ Buffers

Formulated for Maximum Performance for a Wide Range of Applications

Benefits include:

- Manufactured to strict quality control standards
- Lot-to-lot consistency
- Ready-to-use solutions to reduce preparation time
- Guaranteed DNase, RNase and protease free
- Customized solutions are available upon request



Ordering Information – AccuGENE™ Buffers

Cat. No.	Description	Size
AccuGENE™ Buffers		
51200	AccuGENE™ Molecular Biology Water	1 L
51244	AccuGENE™ Molecular Biology Water	4 L
51223	AccuGENE™ Molecular Biology Water	10 L
51224	AccuGENE™ Molecular Biology Water	20 L
51201	AccuGENE™ 0.5 M EDTA Solution	Disodium salt, pH 8.0
51234	AccuGENE™ 0.5 M EDTA Solution	Disodium salt, pH 8.0
51202	AccuGENE™ 5 M Sodium Chloride	1 L
51206	AccuGENE™ 10% SDS	Monosodium salt
51213	AccuGENE™ 10% SDS	Monosodium salt
51203	AccuGENE™ 3 M Sodium Acetate	pH 5.2
51205	AccuGENE™ 20X SSC Buffer	3.0 M NaCl, 0.3 M sodium citrate, pH 7.0
51233	AccuGENE™ 20X SSC Buffer	3.0 M NaCl, 0.3 M sodium citrate, pH 7.0
51232	AccuGENE™ 20X SSC Buffer	3.0 M NaCl, 0.3 M sodium citrate, pH 7.0
51214	AccuGENE™ 20X SSPE Buffer	3.0 M NaCl, 0.2 M NaH ₂ PO ₄ , H ₂ O, 0.02 M EDTA, pH 7.4
51246	AccuGENE™ 20X SSC Buffer	3.0 M NaCl, 0.3 M sodium citrate, pH 7.0
51235	AccuGENE™ 1X TE Buffer	0.01 M Tris, 0.001 M EDTA (disodium salt), pH 7.4
51242	AccuGENE™ 1X TE Buffer	0.01 M Tris, 0.001 M EDTA (disodium salt), pH 7.4
51236	AccuGENE™ 1 M Tris HCl Buffer	pH 7.2
51237	AccuGENE™ 1 M Tris HCl Buffer	pH 7.4
51238	AccuGENE™ 1 M Tris HCl Buffer	pH 8.0
51217	AccuGENE™ LB Broth (Luria Bertani Medium)	10 g/L Bacto-Tryptone, 5 g/L Bacto-Yeast Extract, and 10 g/L NaCl
51219	AccuGENE™ Super Broth (Terrific Broth)	12 g/L Bacto-Tryptone, 24 g/L Bacto-Yeast Extract, 6.3 g/L glycerol, 2.5 g/L K ₂ HPO ₄ , and 3.8 g/L KH ₂ PO ₄ , pH 7.2
51221	AccuGENE™ Super Broth (Terrific Broth)	12 g/L Bacto-Tryptone, 24 g/L Bacto-Yeast Extract, 6.3 g/L glycerol, 2.5 g/L K ₂ HPO ₄ , and 3.8 g/L KH ₂ PO ₄ , pH 7.2
51229	AccuGENE™ Neutralization Solution	1.5 M NaCl, 1.0 M Tris, pH 7.5
51230	AccuGENE™ Neutralization Solution	1.5 M NaCl, 1.0 M Tris, pH 7.5
51225	AccuGENE™ 1X PBS	1.7 mM K ₂ HPO ₄ , 5 mM Na ₂ HPO ₄ , 150 mM NaCl, pH 7.4
51226	AccuGENE™ 10X PBS	0.017 M K ₂ HPO ₄ , 0.05 M Na ₂ HPO ₄ , 1.5 M NaCl, pH 7.4

Ordering Information – AccuGENE™ Buffers

Cat. No.	Description		Size
Buffers for DNA Electrophoresis			
50844	AccuGENE™ 10X TAE Buffer	0.4 M Tris-acetate, 0.01 M EDTA (disodium salt), pH 8.0	1 l
50841	AccuGENE™ 10X TAE Buffer	0.4 M Tris-acetate, 0.01 M EDTA (disodium salt), pH 8.0	4 l
51216	AccuGENE™ 50X TAE Buffer	2.0 M Tris-acetate, 0.05 M EDTA, pH 8.3	1 l
50839	AccuGENE™ 5X TBE Buffer	0.45 M Tris-borate, 0.01 M EDTA (disodium salt), pH 8.3	4 l
50835	AccuGENE™ 5X TBE Buffer	0.45 M Tris-borate, 0.01 M EDTA (disodium salt), pH 8.3	10 l
50836	AccuGENE™ 5X TBE Buffer	0.45 M Tris-borate, 0.01 M EDTA (disodium salt), pH 8.3	20 l
50843	AccuGENE™ 10X TBE Buffer	0.89 M Tris-borate, 0.02 M EDTA (disodium salt), pH 8.3	1 l
50840	AccuGENE™ 10X TBE Buffer	0.89 M Tris-borate, 0.02 M EDTA (disodium salt), pH 8.3	4 l
50837	AccuGENE™ 10X TBE Buffer	0.89 M Tris-borate, 0.02 M EDTA (disodium salt), pH 8.3	10 l
50838	AccuGENE™ 10X TBE Buffer	0.89 M Tris-borate, 0.02 M EDTA (disodium salt), pH 8.3	20 l
Buffers for RNA Electrophoresis			
50876	AccuGENE™ 10X MOPS Buffer	0.2 M MOPS (free acid), 0.05 M sodium acetate, 0.01 M EDTA (disodium salt), 0.01 M EGTA (free acid), pH 7.0. No detectable RNase activity	1 l
Electrophoresis Loading Buffers			
50655	DNA Loading Buffer (6X)	Ficoll® based with bromophenol blue and xylene cyanol	5 × 1 ml
50632	Triple-Dye Loading Buffer (6X)	Contains bromophenol blue, xylene cyanol, and orange G	1.1 ml

GelBond® Film

Supports Agarose Gels With a Transparent, Flexible Polyester Film

Benefits include:

- Gels cast on GelBond® Film remain permanently attached to the film through electrophoresis or immunodiffusion with all subsequent fixing, staining, detaining and dying procedures
- Reliable and durable to retain original dimensions with easy handling
- Gel orientation can be recorded directly on the film prior to casting

Ordering Information – GelBond® Film

Cat. No.	Description	Size (mm)	Chamber Compatibility
GelBond® Film Sheets and Rolls			
53734	GelBond® Film Sheets for agarose gels; 0.2 mm thick, 100 sheets	85 × 100	
53745		110 × 125	
53746		100 × 150	Bio-Rad® Wide Mini-Sub® Cell, Bio-Rad® Sub-Cell® (H)
53748		110 × 205	
53749		160 × 180	Hoefer® SE400, SE600 (V) Bio-Rad PROTEAN® II xi (V)
53759		125 × 245	
53761		124 × 258	GE Multiphor® (H)
53740	GelBond® Film Rolls for agarose gels; 0.2 mm thick rolls	102	
53750		127	
53780		203	

Custom-cut GelBond® Film is available upon special request. Please inquire for pricing and availability.

(H) = Horizontal; (V) = Vertical

Contact Information

North America

Scientific Support: +1 800 521 0390 (toll free)
scientific.support@lonza.com

Europe

Scientific Support: +32 87 321 611
scientific.support.eu@lonza.com

Lonza Walkersville, Inc. – Walkersville, MD 21793

For research use only.
Not for use in diagnostic procedures.

Some components and technology of the FlashGel™ System are sold under licensing agreements. The nucleic acid stain in this product is manufactured and sold under license from Molecular Probes, Inc., and the FlashGel™ Cassette is sold under license from Invitrogen IP Holdings, Inc, and is for use only in research applications or quality control, and is covered by pending and issued patents. The FlashGel™ Dock technology contains Clare Chemical Research, Inc. Dark Reader® transilluminator technology and is covered under US Patents 6,198,107; 6,512,236; and 6,914,250. The electrophoresis technology is licensed from Temple University and is covered under US Patent 6,905,585.

Bio-Rad Sub-Cell and Bio-Rad Wide Mini-Sub Cell are registered trademarks of Bio-Rad Laboratories, Inc. GelBond and SeaKem are registered trademarks of FMC Corp. GelStar is a trademark of FMC Corp. Ficoll and GE Multiphor is a registered trademark of GE Healthcare Biosciences AB Ltd. Hoefer is a registered trademark of Hoefer Scientific Instruments. SYBR is a registered trademark of Molecular Probes Corporation, Inc. Wratten is a registered trademark of Eastman Kodak Company Corp. All other trademarks herein are marks of the Lonza Group Ltd or its affiliates.

The information contained herein is believed to be correct and corresponds to the latest state of scientific and technical knowledge. However, no warranty is made, either expressed or implied, regarding its accuracy or the results to be obtained from the use of such information and no warranty is expressed or implied concerning the use of these products. The buyer assumes all risks of use and/or handling.

Any user must make his own determination and satisfy himself that the products supplied by Lonza Group Ltd or its affiliates and the information and recommendations given by Lonza Group Ltd or its affiliates are (i) suitable for intended process or purpose, (ii) in compliance with environmental, health and safety regulations, and (iii) will not infringe any third party's intellectual property rights.