

**Zinc L****405****0.1 - 2.5 mg/l Zn****Zn****Zincon / EDTA**

Instrument specific information

The test can be performed on the following devices. In addition, the required cuvette and the absorption range of the photometer are indicated.

Instrument Type	Cuvette	λ	Measuring Range
MD 100, MD 110, MD 600, MD 610, MD 640, XD 7000, XD 7500	ø 24 mm	610 nm	0.1 - 2.5 mg/l Zn

Material

Required material (partly optional):

Reagents	Packaging Unit	Part Number
Zinc Reagent 1/Zinc Reagent 2	1 Set	56R023965
KS 89 - Cationic Suppressor	Liquid / 65 ml	56L008965

Application List

- Waste Water Treatment
- Raw Water Treatment
- Cooling Water
- Galvanization

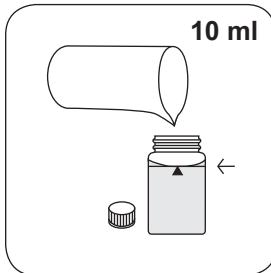
Notes

1. The measuring spoon supplied with the reagents must be used for the correct dosage.
2. This test is suitable for the determination of free soluble zinc. Zinc, which is bound to strong complexifying agents, is not measured.

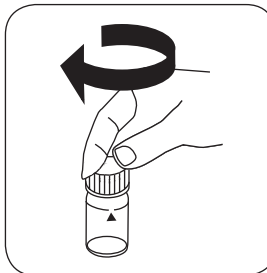
Implementation of the provision Zinc with liquid reagent and powder

Select the method on the device

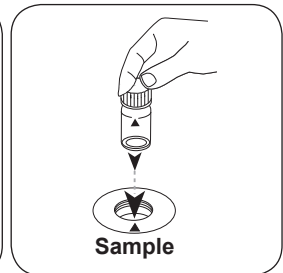
For this method, no ZERO measurements are to be carried out with the following devices: XD 7000, XD 7500




Fill 24 mm vial with **10 ml sample**.



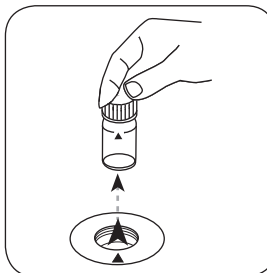
Close vial(s).



Place **sample vial** in the sample chamber. • Pay attention to the positioning.

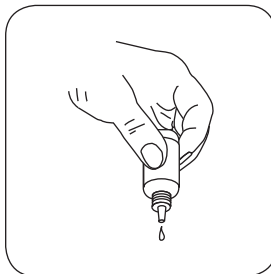


Press the **ZERO** button.

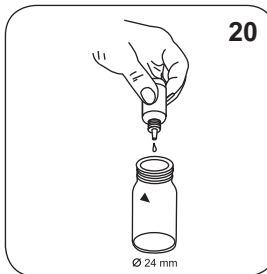


Remove the vial from the sample chamber.

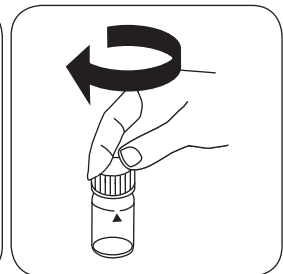
For devices that require **no ZERO measurement**, start here.



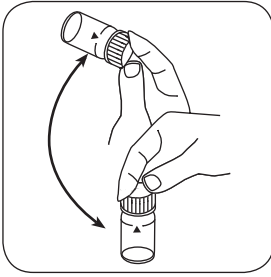
Hold cuvettes vertically and add equal drops by pressing slowly.



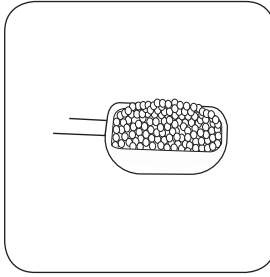
Add **20 drops KS243 (Zinc Reagent 1)**.



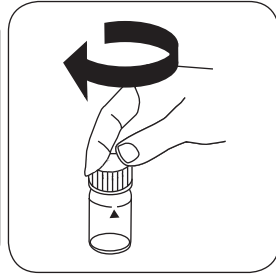
Close vial(s).



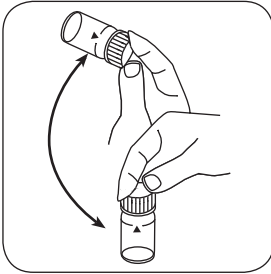
Invert several times to mix the contents.



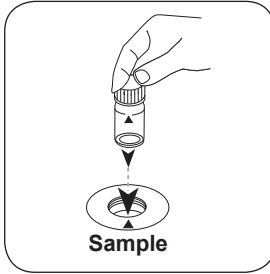
Add a **measuring scoop KP244 (Zinc Reagent 2)**.



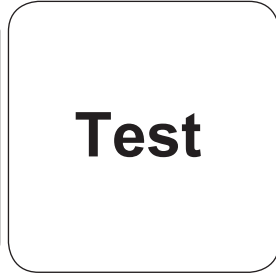
Close vial(s).



Swirl around to dissolve the powder.



Place **sample vial** in the sample chamber. • Pay attention to the positioning.



Press the **TEST** (XD: **START**) button.

The result in mg/l Zinc appears on the display.

Chemical Method

Zincon / EDTA

Appendix

Interferences

Removeable Interferences

- Cationics such as quaternary ammonium compounds will cause the colour to change from rose red to purple, depending upon the level of copper present. In this event add drops of KS89 (cationic suppressor) one at a time, until it turns orange/blue. Note: After adding each drop, swirl the vial.

Bibliography

Photometrische Analyseverfahren, Schwedt, Wissenschaftliche Verlagsgesellschaft mbH, Stuttgart 1989

S.M. Khopkar, Basic Concepts of Analytical Chemistry (2004), New Age International Ltd. Publishers, New Dheli, p. 75

^{a)} determination of free, combined and total | ^{b)} Reactor is necessary for COD (150 °C), TOC (120 °C) and total -chromium, - phosphate, -nitrogen, (100 °C) | ^{c)} MultiDirect: Adapter is necessary for Vacu-vials[®] (Order code 19 20 75) | ^{d)} Spectroquant[®] is a Merck KGaA Trademark | ^{e)} alternative reagent, used instead of DPD No.1/No.3 in case of turbidity in the water sample caused by high concentration of calcium and/or high conductivity | ^{f)} additionally required for determination of bromine, chlorine dioxide and ozone in the presence of chlorine | ^{g)} Reagent recovers most insoluble iron oxides without digestion | ^{h)} additionally required for samples with hardness values above 300 mg/l CaCO₃ | ⁱ⁾ high range by dilution | ^{*} including stirring rod, 10 cm