





## Transporting, installing, passing on and disposing of the Centrifuge 5430

These Instructions supplement the Centrifuge 5430 operating manual. They do not replace it. Be sure to read the operating manual before you begin to use the Centrifuge. The current operating manual version is available on the Internet at [www.eppendorf.com](http://www.eppendorf.com).

### Transport

-  The Centrifuge 5430 must always be transported by two people. In the event of transport over relatively long distances, a transport aid like a trolley, for example, should also be used.

### Installing

-  The device should always be set up by two people.

#### 1. Open the carton in which the device is packed

- Cut open adhesive tape
- Fold back all 4 cardboard flaps
- Remove covering cardboard and accessories



#### 2. Remove the device from the carton

- Two people should grip the strap retainers
- Two people should then lift the device out of the carton and put it down




**eppendorf**





## Transporting, installing, passing on and disposing of the Centrifuge 5430

### 3. Pull off the strap retainers (do not cut)



### 4. Take the transport packaging off the front and back of the device




### 5. Remove the plastic cover and lay the device on its side






## Transporting, installing, passing on and disposing of the Centrifuge 5430

### 6. Take off the transport safety device for the motor



### 7. Place the device on a solid, flat, non-resonant lab bench. Check that the power supply and the power frequency match the information on the device ID plate and then connect the device to the power supply.



### 8. Switch on the device at the power supply switch. The lid opens automatically.



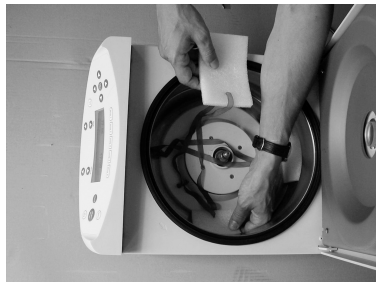


**Transporting, installing, passing on and disposing of the Centrifuge 5430**

**9. Remove the transport safety device from the motor shaft**



**10. Take the transport safety devices for the air guide ring out downwards**



**11. Please retain packaging and transport safety devices for possible use if the device is subsequently moved.**

The centrifuge is packed in reverse sequence.

The device may only be moved with its packaging complete and in a proper condition.

**Passing on**

If the device is passed on, this instruction manual must be passed on with it.

**Disposal**



In the event of the device being disposed of, ensure that the relevant legal regulations are followed. Disposal is regulated within the European Community by national regulations based on EU Directive 2002/96/EC pertaining to waste electrical and electronic equipment (WEEE). Please contact your supplier about this if necessary.



Your local distributor: [www.eppendorf.com/worldwide](http://www.eppendorf.com/worldwide)

Eppendorf AG · 22331 Hamburg · Germany · Tel: +49 40 538 01-0 · Fax: +49 40 538 01-556 · E-Mail: [eppendorf@eppendorf.com](mailto:eppendorf@eppendorf.com)

Eppendorf North America, Inc. · One Cantiague Road · P.O. Box 1019 · Westbury, N.Y. 11590-0207 · USA  
Tel: +1 516 334 7500 · Toll free phone: +1 800 645 3050 · Fax: +1 516 334 7506 · E-Mail: [info@eppendorf.com](mailto:info@eppendorf.com)

**Application Support**

Europe, International: Tel: +49 1803 666 789 · E-Mail: [support@eppendorf.com](mailto:support@eppendorf.com)  
North America: Tel: +1 800 645 3050 ext. 2258 · E-Mail: [support\\_na@eppendorf.com](mailto:support_na@eppendorf.com)  
Asia Pacific: Tel: +60 3 8023 6869 · E-Mail: [support\\_asiapacific@eppendorf.com](mailto:support_asiapacific@eppendorf.com)

eppendorf® is a registered trademark.  
5427 800.403-01/0908 · Printed in Germany

